

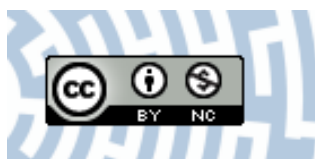


**You have downloaded a document from
RE-BUŚ
repository of the University of Silesia in Katowice**

Title: Measurements of scattering observables for the pd break-up reaction

Author: M. Eslami-Kalantari, H.R. Amir-Ahmadi, A. Biegun, I. Gasparic, L. Joulaeizadeh, Elżbieta Stephan i in.

Citation style: Eslami-Kalantari M., Amir-Ahmadi H.R., Biegun A., Gasparic I., Joulaeizadeh L., Stephan Elżbieta i in. (2010). Measurements of scattering observables for the pd break-up reaction. "EPJ Web of Conferences" (vol. 3 (2010), art. no. 05010), doi 10.1051/epjconf/20100305010.



Uznanie autorstwa - Użycie niekomercyjne - Licencja ta pozwala na kopiowanie, zmienianie, remiksowanie, rozprowadzanie, przedstawienie i wykonywanie utworu jedynie w celach niekomercyjnych. Warunek ten nie obejmuje jednak utworów zależnych (mogą zostać objęte inną licencją).



UNIwersYTET ŚLĄSKI
W KATOWICACH



Biblioteka
Uniwersytetu Śląskiego



Ministerstwo Nauki
i Szkolnictwa Wyższego

Measurements of scattering observables for the pd break-up reaction

M. Eslami-Kalantari^{1,2,a}, H.R. Amir-Ahmadi¹, A. Biegun¹, I. Gašparić³, L. Joulaeizadeh¹, N. Kalantar-Nayestanaki¹, St. Kistryn⁴, A. Kozela⁵, H. Mardanpour¹, J.G. Messchendorp¹, H. Moeini¹, A. Ramazani-Moghaddam-Arani^{1,6}, S.V. Shende¹, E. Stephan⁷, and R. Sworst⁴

¹ KVI, University of Groningen, Groningen, The Netherlands

² Faculty of Physics, Yazd University, Yazd, Iran

³ Rudjer Bošković Institute, Zagreb, Croatia

⁴ Institute of Physics, Jagiellonian University, Krakow, Poland

⁵ Henryk Niewodniczański, Institute of Nuclear Physics, Krakow, Poland

⁶ Department of Physics, Faculty of Science, University of Kashan, Kashan, Iran

⁷ Institute of Physics, University of Silesia, Katowice, Poland

Abstract. High-precision measurements of the scattering observables such as cross sections and analyzing powers for the proton-deuteron elastic and break-up reactions have been performed at KVI in the last two decades and elsewhere to investigate various aspects of the three-nucleon force (3NF) effects simultaneously. In 2006 an experiment was performed to study these effects in $p+d$ break-up reaction at 135 MeV with the detection system, Big Instrument for Nuclear polarization Analysis, BINA. BINA covers almost the entire kinematical phase space of the break-up reaction. The results are interpreted with the help of state-of-the-art Faddeev calculations and are partly presented in this contribution.

In the last few decades, several nucleon-nucleon potentials (NNPs) have been studied extensively to describe the properties of bound nuclear systems by comparing high-precision two-nucleon scattering data with modern potentials based on the exchange of bosons [1–4]. The modern NNPs reproduce the world database with a reduced χ^2 close to one and have, therefore, been accepted as high-quality potentials. Deficiencies of theoretical predictions based on pair-wise nucleon-nucleon potentials have been observed in three-nucleon scattering observables. For example, exact solutions of the Lippmann-Schwinger equations (Faddeev calculations) [5] solely based on modern NN interactions fail to describe high-precision differential cross sections of proton-deuteron elastic scattering at intermediate energies obtained at many laboratories including KVI [6–9], Research Center for Nuclear Physics (RIKEN) [14,15] and RCNP [16]. Calculations based on NNPs including 2π -exchange type three-nucleon forces (3NFs) remove this discrepancy for a large part and lead to a good description of the measured cross sections for energies below 100 MeV/nucleon. However, the description of spin observables such as vector and in particular the tensor analyzing powers is not satisfactory and an inclusion of 3NFs is not sufficient to remedy the observed discrepancies [11, 6–8].

The break-up reaction has a rich phase space which allows a systematic study of the 3NF. Predictions show that large 3NF effects can be expected at specific kinematical regions in the break-up reaction.

For other phase space regions, the effect can be small, which make them, therefore, suitable for benchmark studies. In elastic and break-up reactions, precision data for a large energy interval for the differential cross section and analyzing power have come from recent experimental studies at KVI [6–8, 10,9,12,13]. Break-up cross sections and analyzing powers for a beam energy of $E_{lab}^d = 130$ MeV have been published in Refs. [17–21]. For a further study of 3NF effects, we have measured the break-up cross sections and vector analyzing powers for a proton beam energy of $E_{lab}^p = 135$ MeV. In this experiment, cross sections and vector analyzing powers in $p+d \rightarrow p+p+n$ reaction were measured using a polarized beam on a liquid-deuterium target [22]. The results are compared with predictions derived from state-of-the-art Faddeev calculations and are partly reported here.

The proton-deuteron break-up experiment described in this paper was performed using the recently-developed detection system, BINA. The energy correlation between the two outgoing protons, E_1 vs. E_2 , as shown in Fig. 1, was studied for a large number of kinematic configurations. To obtain the cross section and the analyzing power, several slices along the S -curve were made. The angular ranges for the integration of events was chosen to be $\Delta\theta_1=\Delta\theta_2=4^\circ$ and $\Delta\phi_{12}=10^\circ$, which were wide enough to have sufficient statistics, while variations of the cross section within these ranges are small. In this way, the experimental cross sections can be directly compared with the theoretical predictions calculated for the central values of a specific configuration.

^a e-mail: meslami@yazduni.ac.ir

uration. The projection of the indicated region in Fig. 1 on

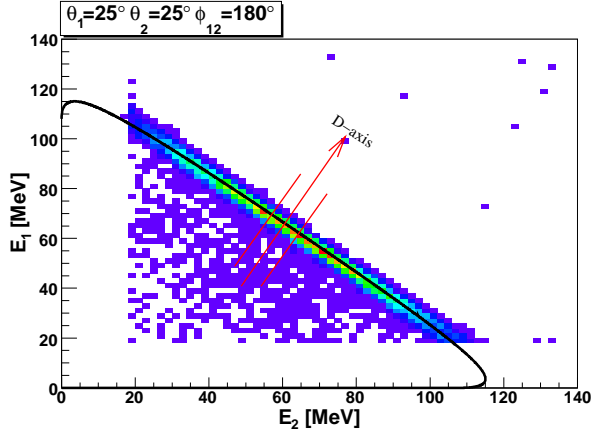


Fig. 1: The coincidence spectrum between the energies E_1 versus E_2 of the two protons registered at $(\theta_1, \theta_2, \phi_{12}) = (25^\circ \pm 2^\circ, 25^\circ \pm 2^\circ, 180^\circ \pm 5^\circ)$. The solid line shows the kinematical curve, the so-called S-curve calculated for the central values of the experimental angular ranges.

the line perpendicular to the S-curve is shown in Fig. 2. This spectrum contains break-up events around channel 0 and background from accidental events and contributions resulting from the hadronic interaction of particles in the scintillator material of the detector. This projection axis is denoted the D-axis. The crossing point of the S-curve with the D-axis defines the zero point.

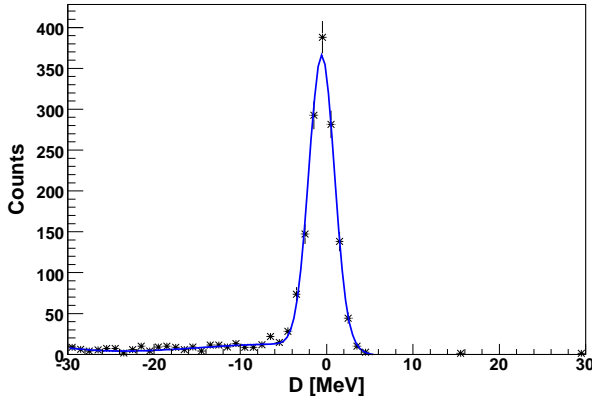


Fig. 2: The projection of the slice chosen in Fig. 1 along the D-axis. The solid line is the sum of a third-order polynomial background function and a Gaussian distribution representing the peak.

The accidental background is located at channels higher than the main peak in Fig. 2 and is already subtracted exploiting the relative time-of-flight information between the

two protons. The contributions from hadronic interaction are located at lower channels on the D-axis which correspond to events below the S-curve in Fig. 1. These events are mostly “true” break-up events. At this stage, this contribution is fitted using a third-order polynomial together with the main peak represented by a Gaussian function. The number of events underneath the Gaussian peak will be referred to as the number of break-up events and will be used to obtain the cross section and analyzing power after making efficiency corrections such as the one from hadronic interaction.

Figure 3 shows the cross section, $\frac{d^5\sigma}{d\Omega_1 d\Omega_2 dS} [\mu\text{b}/(\text{sr}^2\text{MeV})]$, as a function of S [MeV] for the symmetric and coplanar configuration with $(\theta_1, \theta_2, \phi_{12}) = (25^\circ, 25^\circ, 180^\circ)$. In this

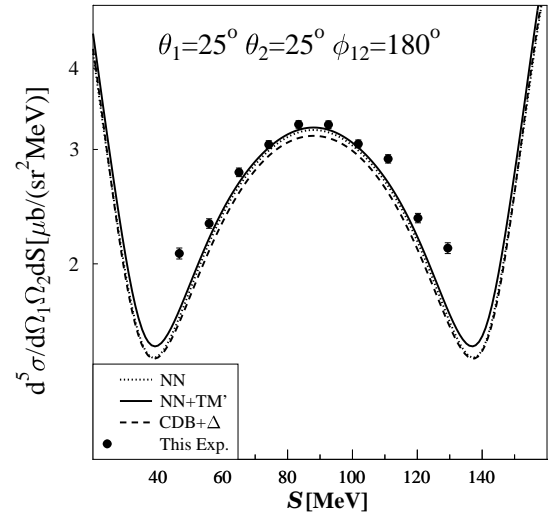


Fig. 3: The cross section is plotted as a function of S [MeV] for the kinematical configuration, $(\theta_1, \theta_2, \phi_{12}) = (25^\circ, 25^\circ, 180^\circ)$. Lines represent Faddeev calculations from the Hannover-Lisbon, and Bochum-Krakow groups. The dotted line represents the cross section using the CD-Bonn two-nucleon potential, the solid line shows the CD-Bonn+TM' calculation. The dashed line represents the results of a calculation by the Hannover-Lisbon group, which is based on the extended CD-Bonn potential, including a virtual Δ excitation in a coupled-channel approach.

figure, the lines represent the predictions by the Bochum-Krakow and Hannover-Lisbon theory groups [23–27]. The dotted line is the result of calculations using the CD-Bonn two-nucleon potential and the solid line presents the calculation including the three-body force, TM', as well. The dashed line represents the result of a calculation by the Hannover-Lisbon group, which is based on the extended CD-Bonn potential including a virtual Δ excitation in a coupled-channel approach.

In the following, we describe the determination of the vector analyzing power, A_y , by using a polarized proton beam and by measuring the induced asymmetry in the cross section. The relation between $d\sigma^s = d\sigma^{\uparrow,\downarrow}$ and the unpolarized cross section, $d\sigma^0$, is

$$d\sigma^{\uparrow,\downarrow} = d\sigma^0(1 + p^{\uparrow,\downarrow} \cdot A_y \cdot \cos \phi), \quad (1)$$

for an incoming proton beam with spin up (\uparrow) or spin down (\downarrow) and a vector analyzing power, A_y . Here ϕ is the angle between quantization axis for the beam polarization and the normal to the scattering plane in the laboratory frame of reference. From the two cross sections, $d\sigma^{\uparrow}$ and $d\sigma^{\downarrow}$, with polarizations, p^{\uparrow} and p^{\downarrow} , the analyzing power can be obtained from the asymmetry,

$$A_y \cos \phi = \frac{d\sigma^{\uparrow} - d\sigma^{\downarrow}}{d\sigma^{\downarrow} p^{\uparrow} - d\sigma^{\uparrow} p^{\downarrow}}. \quad (2)$$

The reaction asymmetry can be measured by exploiting the distribution of events obtained with beam polarizations up and down together with the values of the beam polarization in these two modes. This gives a periodic function in ϕ with an amplitude that corresponds to A_y . Figure 4 shows the asymmetry as a function of ϕ for a particular bin in S . By exploiting the asymmetry distribution for each

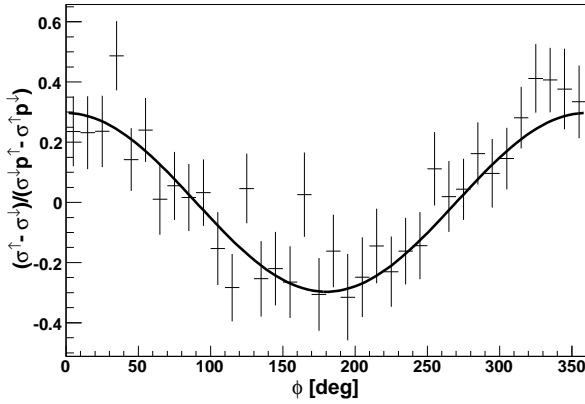


Fig. 4: The asymmetry, $A_y \cos \phi$, in the break-up reaction as a function of the azimuthal scattering angle of one of the protons, ϕ .

S -bin, the vector-analyzing power, A_y , is obtained for every kinematical configuration, $(\theta_1, \theta_2, \phi_{12})$. Figure 5 represents the analyzing-power for the configuration $(\theta_1, \theta_2, \phi_{12}) = (25^\circ, 25^\circ, 180^\circ)$. The various lines represent calculations from the Hannover-Lisbon and Bochum-Krakow theory groups as explained before.

We determined the cross sections and analyzing powers for configurations in which $14^\circ < \theta_{1,2} < 30^\circ$, and the azimuthal opening angle, ϕ_{12} , varied from 20° to 180° in steps of 20° . Fig. 6 shows the results of the fixed combination $(\theta_1, \theta_2) = (25^\circ, 25^\circ)$ with different azimuthal opening angles, ϕ_{12} , as a function of S . The top panels depict the

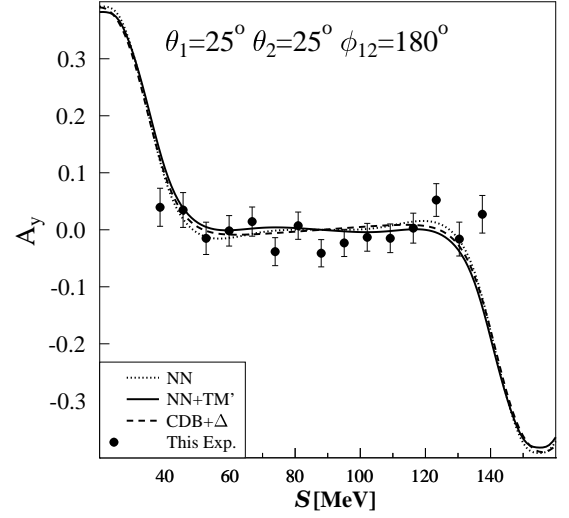


Fig. 5: Analyzing powers of the break up reaction for the coplanar kinematics, $(\theta_1, \theta_2, \phi_{12}) = (25^\circ, 25^\circ, 180^\circ)$, as a function of S . For the explanation of the curves, see Fig. 3.

cross sections and the bottom panels show the analyzing powers.

The presented error bars in all the figures are statistical. The main source of systematic uncertainties for the break-up cross sections are: the uncertainty in the target thickness (3.85 ± 0.2 mm $\rightarrow \sim 5\%$), the correction for the hadronic reaction efficiency for both protons obtained via a GEANT-3 simulation ($92 \pm 3\% \rightarrow \sim 6\%$ for two protons), the correction for the efficiency of the MWPC ($92 \pm 1\% \rightarrow 2\%$ for two protons), and the correction for the geometrical inefficiencies obtained via GEANT-3 simulations which is at most 12% for small azimuthal opening angles, $\phi_{12} = 20^\circ$, and at most 2% for the larger azimuthal opening angles. Altogether, by adding the systematic uncertainties in quadrature, the maximum systematic uncertainty for cross sections at small azimuthal opening angles is less than 14% and at larger azimuthal opening angles less than 9%. The systematic error for the analyzing power stems primarily from the uncertainty in the measurement of the beam polarization via the proton-deuteron elastic-scattering reaction. For instance, the beam polarization for the down-mode has been measured at a value of $\sim 0.70 \pm 0.04$, which gives rise to a 6% systematic uncertainty in the analyzing power.

The predictions of the Faddeev calculations using different NN and 3NF models are added to every panel with different line colors and styles. The blue (long-dashed), red (dash-dotted), green (dashed), and black (solid) lines correspond to calculations based on CDB (NN), CDB+TM' (3NF) from the Bochum-Krakow group [23–25], CDB+ Δ (3NF), and CDB+ Δ +Coulomb calculations from the Hannover-Lisbon group [26,27], respectively. Here, all theory

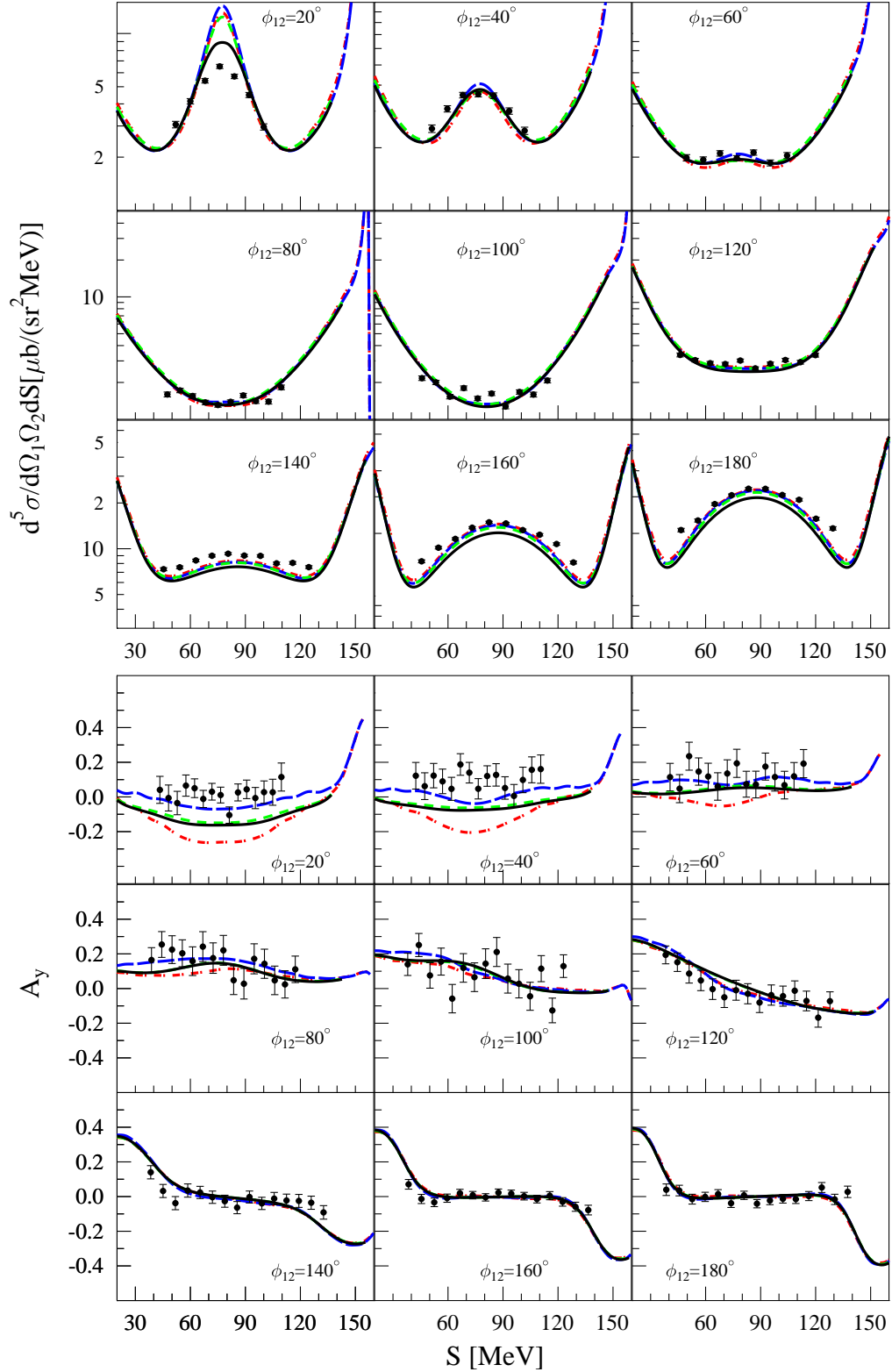


Fig. 6: The cross sections and the analyzing powers at $(\theta_1, \theta_2) = (25^\circ, 25^\circ)$ as a function of S for different azimuthal opening angles. The error bars reflect only statistical uncertainties. The blue (long-dashed), red (dash-dotted), green (dashed), and black (solid) lines show predictions of Faddeev calculations using CDB (NN), CDB+TM' (3NF), from the Bochum-Krakow group [23–25], CDB+ Δ (3NF) and CDB+ Δ +Coulomb calculations from the Hannover-Lisbon group [26,27], respectively.

curves have been calculated in a fully non-relativistic framework with non-relativistic observables and, therefore, the length of S for these calculations is slightly shorter than that in the data. The typical difference in length of S for the relativistic and non-relativistic kinematics is less than 1-2 MeV, depending on the azimuthal opening angle, ϕ_{12} . This difference is less than the experimental resolution in S of 4 MeV (FWHM), and we, therefore, did not transform the non-relativistic S -curves to the relativistic ones.

For the configurations at large azimuthal opening angle, $\phi_{12} \geq 40^\circ$, and taking the systematic uncertainties into account, a reasonable agreement is observed between the cross-section data and the corresponding theoretical predictions. For the configuration with a small relative azimuthal angle, the picture changes. Here, the measured cross sections show a large discrepancy with a calculation which includes the TM' 3NP. In this region, the CDB+ Δ +Coulomb calculation has a smaller deficiency when compared with the experimental data, but the deficiency is still large for small value of polar angle, $\phi_{12} = 20^\circ$, as shown in Fig. 6.

For the analyzing powers, the major discrepancies between the data and the theoretical calculations arise at small azimuthal opening angles. In this range, the predictions based solely on a NN potential are closest to the data, although, the disagreement is still significant. The inclusion of 3NPs increases the gap between data and predictions as can be seen from bottom panels of Fig. 6. The contribution of the TM' 3NP appears to be larger than the implicit inclusion of the Δ resonance by the Hannover-Lisbon theory group. It is interesting to note that a similar, but even larger, discrepancy has been observed in a break-up study at an incident beam energy of 190 MeV [10].

This paper discusses some of the preliminary results of a proton-deuteron break-up experiment carried out with an incident proton beam of 135 MeV. The data were taken using a nearly 4π detection system, BINA, and exploiting a polarized beam of protons. With this, precision differential cross sections and analyzing powers were measured and compared to Faddeev calculations based on modern two- and three-nucleon potentials. The large coverage of the detection system provides an ideal tool to systematically explore the rich phase space of the break-up reaction. We have identified various configurations at which significant discrepancies are observed between our data and predictions by Faddeev calculations based upon state-of-the-art potentials. Intriguing deficiencies are observed for the analyzing power for configurations at which the relative energy between the two outgoing protons becomes small. The discrepancies cannot be explained by the Coulomb interaction and higher-order relativity, since these effects are accounted for in the present state-of-the-art calculations. Therefore, the data provide an ideal basis to develop a better understanding of three-nucleon force effects in few-nucleon interactions.

References

1. V.G.J. Stoks *et al.*, Phys. Rev. C **48** 792 (1993).
2. V.G.J. Stoks *et al.*, Phys. Rev. C **49** 2950 (1994).
3. R.B. Wiringa *et al.*, Phys. Rev. C **51** 38 (1995).
4. R. Machleidt, Phys. Rev. C **63** 024001 (2001).
5. W. Glöckle *et al.*, Phys. Rep. **274** 107 (1996).
6. K. Ermisch *et al.*, Phys. Rev. Lett. **86** 5862 (2001).
7. K. Ermisch *et al.*, Phys. Rev. C **68** 051001(R) (2003).
8. K. Ermisch *et al.*, Phys. Rev. C **71** 064004 (2005).
9. H. Amir-Ahmadi *et al.*, Phys. Rev. C **75** 041001(R) (2007).
10. H. Mardanpour, Ph.D. thesis, KVI, University of Groningen, 2008.
11. R. Bieber *et al.*, Phys. Rev. Lett. **84** 606 (2000).
12. A. Ramazani-Moghaddam-Arani *et al.*, Phys. Rev. C **78** 014006 (2008).
13. M. Eslami-Kalantari, Ph.D. thesis, KVI, University of Groningen, 2009.
14. H. Sakai *et al.*, Phys. Rev. Lett. **84** 5288 (2000).
15. K. Sekigushi *et al.*, Phys. Rev. C **65** 034003 (2002).
16. K. Sekigushi *et al.*, Phys. Rev. Lett. **95** 162301 (2005).
17. A. Biegun *et al.*, Acta. Phys. Pol. B **37** 213 (2003).
18. St. Kistryn *et al.*, Phys. Rev. C **68** 054004 (2003).
19. St. Kistryn *et al.*, Phys. Rev. C **72** 044006 (2005).
20. St. Kistryn *et al.*, Phys. Lett. B **23** 641 (2006).
21. E. Stephan *et al.*, Phys. Rev. C **76** 057001 (2005).
22. N. Kalantar-Nayestanaki *et al.*, Nucl. Instr. and Meth. in Phys. Res. A **417** 215 (1998).
23. H. Witała *et al.*, Few-Body Systems **15** 67 (1993).
24. H. Witała *et al.*, Phys. Rev. Lett. **81** 1183 (1998).
25. H. Witała *et al.*, Phys. Rev. C **63** 024007 (2001).
26. A. Deltuva *et al.*, Phys. Rev. C **71** 054005 (2005).
27. A. Deltuva *et al.*, Phys. Rev. C **72** 054004 (2005).